


# Ten Easy Steps To PRODUCING MOLDED PARTS

## 1 // RFQ



The first step in the PMP process is for you to submit a Request For Quote (RFQ) to us. This can be initiated either by using our secure, online RFQ form or by contacting us by email or telephone. Ideally, in order for us to determine the requirements of a program adequately and to provide an accurate and competitive quote, we like to get the following items:

- 3D Models/Files
- 2D Inspection Drawings
- Materials & Colors
- Estimated Annual Usage
- Packaging Requirements
- Secondary Operations
- Decorating & Assembly
- Target Part Price
- Quote Due Date
- Any Other Important Information

## 2 // QUOTE

Once we have discussed the project with you and have received all of the necessary items and information, we typically can provide you with a proposal within one to two days. Our quotes for new tooling include a complete description of each mold, including the number of cavities we suggest based on the part size, complexity and target price, the materials to be used, the type of injection and gating, the lead time, and our tooling guarantee. The manufacturing section of the proposal will give the material, packaging, typical lead times, payment terms, and any clarifications.



## 3 // PO + DEPOSIT (MOLDS)



If you decide to purchase tooling from us, all we need from you is a purchase order referencing the quote and a deposit for the molds. As our quote contains the necessary terms and conditions and acts as an offer, your purchase order becomes an acceptance of that offer, and we view that as creating a binding agreement between our companies. However, if you wish to enter into a formal, written and signed agreement, we are able to provide that, too. As soon as we receive your purchase order and deposit, we will forward the necessary paperwork to you in order to get your company set up in our accounting system and to establish credit terms.

## 4 // DFM

Within about four or five days after receiving your purchase order and deposit, we will provide you with a Design for Manufacturability/Moldability (DFM) study report, which will include a mold flow analysis and suggested or required modifications to the part design. A DFM study analyzes the design of an injection molded part with the intent of optimizing the quality of the part and the efficiency of the manufacturing/molding process. We usually can and will adjust your part designs for any minor issues; major changes may require revisions to be made by your designer. We will review the DFM report thoroughly with you.



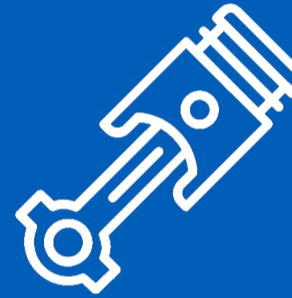
## 5 // MOLD DESIGN



About three to four days after the part design issues (if any) are addressed and you approve the DFM report, we will submit a proposed mold design (based on the approved DFM report) to you. The mold design will show all of the elements of the tooling (e.g., gate and parting line locations, cavities, slides, ejector pins, water lines) and, again, we will review everything with you.

## 6 // TOOLING SAMPLES

Once the mold design is approved, the building process begins, and we generally provide customers with tooling samples and the associated inspection reports in about 30 days, depending on the complexity of the mold (our proposal will give a specific estimate of time). The tooling samples are used to confirm the dimensional accuracy of the parts and to validate proper mold function. As soon as the tooling samples are approved, you will receive a final invoice for the molds, and we will arrange for the molds to be shipped to us, which usually takes about four to five weeks via ocean freight.



## 7 // FIRST ARTICLES



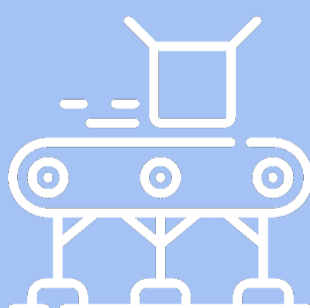
When the molds arrive at our facility, we perform a complete mold and process validation, and then we produce and provide customers with First Article samples and the inspection reports, all of which generally takes about a week. The First Article samples will be identical to the parts you will receive once the mold goes into production and should be evaluated in every aspect. If there are any issues, they will be addressed at this time, any necessary modifications will be made, and another round of samples will be submitted to you. Once the samples are approved, the mold is ready to go into production, and we can start producing your parts.

## 8 // PO + DEPOSIT (PARTS)

After the First Articles are approved, customers submit a purchase order and deposit for the first production run. The balance owed for the first parts produced are due upon completion of production and before the shipment leaves our facilities. Future orders of parts will be payable pursuant to the credit terms that are established.



## 9 // PRODUCTION



For most jobs, PMP's standard lead time is that production begins within three weeks of us receiving a purchase order. Then, of course, the time required for manufacturing to be completed depends on the number of parts that have been ordered and on other factors, like material availability. After production has ended, parts ship either by a package delivery company (e.g., UPS, FedEx), a customer-routed common carrier, via our own truck, or they can be picked up at will call. We also offer customized vendor-managed inventory (VMI) arrangements, and we enter into blanket purchase and kanban agreements with some customers in order to reduce costs and streamline the supply chain.

## 10 // ONGOING

As part of our services, we perform complimentary preventive maintenance on all of our customers' molds in order to keep them in optimal working condition and to improve the tooling lifespan. Also, our in-house tooling department handles many necessary repairs, so production interruptions are kept to a minimum. Additionally, we provide free storage for all active tooling (i.e., molds that are used a minimum of once every year). Lastly, we always are here to be of any assistance we can with your current projects and to help you develop any future projects. Precision Molded Plastics is not just your supplier, we are your plastic manufacturing partner.



Precision Molded Plastics is an ISO certified, vertically integrated, plastic injection molding company that builds custom molds and tooling, manufactures parts and components, and performs a variety of value-added services all under one roof.

### Questions?

Talk to a consultant • 909-981-9662